

Certificate of Analysis




Sample: KN30725003-005
Harvest/Lot ID: VCCA072123
Batch#: VCCA072123
Batch Date: 07/21/23
Sample Size Received: 3 gram
Retail Product Size: 0.62 gram
Ordered : 07/21/23
Sampled : 07/21/23
Completed: 07/26/23

PASSED
Page 1 of 1

Jul 26, 2023 | Vapen KY, LLC
710 Kentucky Ave
Fulton, KY, 42041, US

PRODUCT IMAGE	SAFETY RESULTS								MISC.
	 Pesticides NOT TESTED	 Heavy Metals NOT TESTED	 Microbials NOT TESTED	 Mycotoxins NOT TESTED	 Residuals Solvents NOT TESTED	 Filtration NOT TESTED	 Water Activity NOT TESTED	 Moisture NOT TESTED	 Terpenes NOT TESTED

	Potency	PASSED
--	----------------	---------------

	Total THC <0.01 Total THC/Container : 0 mg		Total CBD 58.1514% Total CBD/Container : 360.539 mg		Total Cannabinoids 58.3398% Total Cannabinoids/Container : 361.707 mg
---	---	--	---	--	---

	CBDVA	CBDV	CBDA	CBGA	CBG	CBD	D9-THCV	D8-THCV	CBN	D9-THC	D8-THC	D10-THC	CBC	THCA
%	<0.01	0.1685	ND	0.0199	ND	58.1514	ND	ND	<0.01	<0.01	ND	ND	ND	ND
mg/g	<0.1	1.685	ND	0.199	ND	581.514	ND	ND	<0.1	<0.1	ND	ND	ND	ND
LOD	0.001	0.001	0.001	0.001	0.001	0.001	0.001	0.001	0.001	0.001	0.001	0.001	0.001	0.001
%	%	%	%	%	%	%	%	%	%	%	%	%	%	%

Analyzed by: 2657, 2990 Weight: 0.2183g Extraction date: 07/25/23 15:35:08 Extracted by: 2657

Analysis Method : SOP.T.30.031.TN & SOP.T.40.031.TN Expanded Measurement of Uncertainty: Flower Matrix d9-THC: ± 0.100, THCA: ± 0.124, TOTAL THC ± 0.112. These uncertainties represent an expanded uncertainty expressed at approximately the 95% confidence level using a coverage factor k=2 for a normal distribution.

Analytical Batch : KN003985POT **Reviewed On :** 07/26/23 16:52:12
Instrument Used : E-SHI-008 **Batch Date :** 07/24/23 08:18:09
Running on : N/A

Dilution : N/A
Reagent : 051123.02; 100422.02; 071023.R02; 072123.R25; 051123.10; 102722.18; 102722.06
Consumables : 302110210; 22/04/01; 220725; 230105059D; 239146; 947.100; GD220003; 1350331; 6121219; 600054; IP250.100
Pipette : E-VWR-120

Full spectrum cannabinoid analysis utilizing High Performance Liquid Chromatography with UV/PDA detection (HPLC-UV/PDA). All cannabinoids have an LOQ of 0.01%.

This report shall not be reproduced, unless in its entirety, without written approval from Labstat. This report is an Labstat certification. The results relate only to the material or product analyzed. Test results are confidential unless explicitly waived otherwise. Void after 1 year from test end date. Cannabinoid content of batch material may vary depending on sampling error. IC=In-control QC parameter, NC=Non-controlled QC parameter, ND=Not Detected, NA=Not Analyzed, ppm=Parts Per Million, ppb=Parts Per Billion. Limit of Detection (LoD) and Limit Of Quantitation (LoQ) are terms used to describe the smallest concentration that can be reliably measured by an analytical procedure. RPD=Reproducibility of two measurements. Action Levels are State determined thresholds variable based on uncertainty of measurement (UM) for the analyte. The UM error is available from the lab upon request. The "Decision Rule" for the pass/fail does not include the UM. The limits are based on F.S. Rule 64-4.310.

Sue Ferguson
Lab Director
State License # n/a
ISO Accreditation # 17025:2017


Signature

07/26/23
Signed On